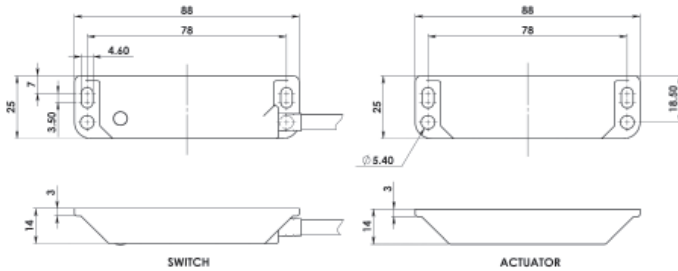


HYGIECODE - Coded Non Contact Type: LMC

FEATURES:

- Specifically designed for Food Processing applications
- Suitable for CIP cleaning - Food Splash Zones EHEDG Guidelines
- Wide 14mm sensing with high tolerance to misalignment
- LED indication
- Can be high pressure hosed with detergent at high temperature
- Magnetic holding option available for use with small guards
- Up to: PLe ISO13849-1
- 2NC 1NO circuits - high switching life - no moving parts
- Quick Connect versions available

DIMENSIONS:

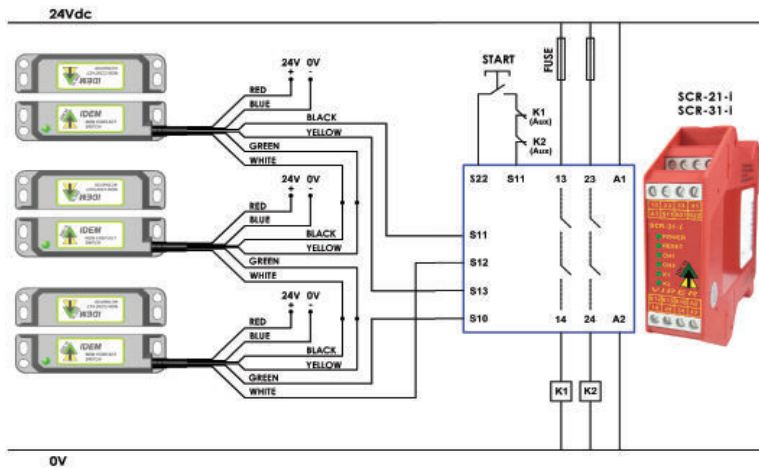





Stainless Steel 316 Housing mirror polished (Ra4)
Coded Magnetic Actuation
Switching Tolerance up to 14mm
Will operate with most Safety Relays



CONNECTION EXAMPLE: CODED SWITCHES



Three 2NC version switches connected in series to an SCR-21-i or SCR-31-i to give Dual Channel monitoring with Manual Start and Contactor Feedback Check

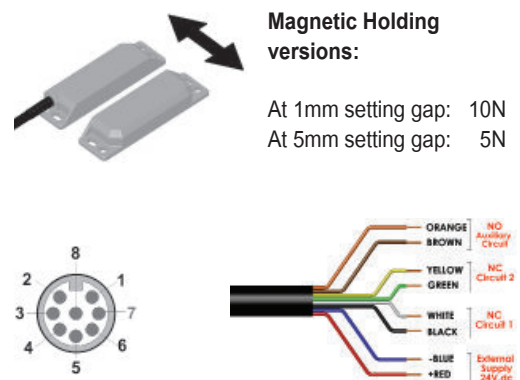
	140101	Female QC Lead	M12 Female 5m. 8 way
	140102	Female QC Lead	M12 Female 10m. 8 way

Standards: ISO14119 EN60947-5-1
EN60204-1 ISO13849-1 EN62061 UL508

Safety Classification and Reliability Data:

ISO13849-1	Up to PLe Category 4
PFHd	2.6×10^{-10}
Proof Test Interval (Life)	20 years
MTTFd	866 years
Safety Channel 1 NC	24Vdc 0.2A Max. Rating
Safety Channel 2 NC	24Vdc 0.2A Max. Rating
Safety Channel 3 NO	24Vdc 0.2A Max. Rating
Minimum Switched Current	10Vdc 1mA
Dielectric Withstand	250Vac
Insulation Resistance	100 Mohms
Recommended Setting Gap	5mm
Switching Distance	Sao 10mm Close
(Target to Target)	Sar 20mm Open
Tolerance to Misalignment	5mm in any direction from 5mm setting gap
Switching Frequency	1.0Hz maximum
Approach Speed	200mm/min to 1000mm/sec
Body Material	Stainless Steel 316 mirror polished finish to Ra4
Operating Temperature	-25C +105C (CIP SIP cleaning)
Enclosure Protection	IP69K IP67
Shock Resistance	IEC68-2-27 11ms 30g
Vibration Resistance	IEC68-2-6 10-55Hz 1mm
Cable Type	PVC 6 or 8 core 6mm OD Conductors 0.25mm ²
Mounting Bolts	2xM4 Tightening torque 1.0Nm
Mounting Position	Any

For all IDEM switches the normally closed (NC) circuits are closed when the guard is closed and the actuator is present.



Magnetic Holding versions:

At 1mm setting gap: 10N
At 5mm setting gap: 5N

Quick Connect QC M12 8 Way Male Plug Pin view from Switch	Flying Lead Colour	Circuit (Actuator Present)	Output Types Solid State
8	Orange	Auxiliary NO or NC	200mA Max. 24Vdc
5	Brown	Auxiliary NO or NC	200mA Max. 24Vdc
4	Yellow	Safety NC2	200mA Max. 24Vdc
6	Green	Safety NC1	200mA Max. 24Vdc
7	Black	Safety NC1	200mA Max. 24Vdc
1	White	Safety NC1	200mA Max. 24Vdc
2	Red	Supply +24Vdc	Supply 24Vdc +/- 10%
3	Blue	Supply 0Vdc	Supply 24Vdc +/- 10%

SALES NUMBER	TYPE	CABLE LENGTH	CIRCUITS
133001	Hygiecode LMC	2M	2NC
133002	Hygiecode LMC	5M	2NC
133003	Hygiecode LMC	10M	2NC
133004	Hygiecode LMC	QC-M12	2NC
133005	Hygiecode LMC	2M	2NC 1NO
133006	Hygiecode LMC	5M	2NC 1NO
133007	Hygiecode LMC	10M	2NC 1NO
133008	Hygiecode LMC	QC-M12	2NC 1NO
133017	Hygiecode LMC	2M	3NC
133018	Hygiecode LMC	5M	3NC
133019	Hygiecode LMC	10M	3NC
133020	Hygiecode LMC	QC-M12	3NC

For Magnetic Holding versions add 10N to Sales Number
Example: LMC 2NC 10m with Magnetic Holding Order: 133003-10N

Note: 2NC 1NO versions have 2NC Safety and 1NO Auxiliary Circuits
3NC versions have 2NC Safety and 1NC Auxiliary Circuits
AVAILABLE WITHOUT LED IF REQUIRED.